




# Pride of your Kitchen

Chimneys | Built-in Hobs | Built-in Ovens  
Built-in Microwave Oven | Built-in Dishwasher

# Chimneys



## EASY AUTO CLEAN

NEW



### GL-HC-105-90

Size	90 cm
Finish	Black Glass, Premium Elegant Design
Filter	Filterless
Air Flow Capacity	1,300 m <sup>3</sup> /h
Lights	1 x 1.5 Watt LED Strip
Controls	Hand Sensor & Feather Touch
Installation Mode	Ducting
Warranty	5 Years

NEW



### GL-HC-105-60

Size	60 cm
Finish	Black Glass, Premium Elegant Design
Filter	Filterless
Air Flow Capacity	1,000 m <sup>3</sup> /h
Lights	2 x 1.2 Watt LED
Controls	Hand Sensor & Feather Touch
Installation Mode	Ducting
Warranty	5 Years

NEW



### ECBS 60 BF

Size	60 cm
Finish	High Gloss Black Glass + Black Stainless Steel
Filter	Baffle
Air Flow Capacity	1200 m <sup>3</sup> /h
Lights	2 x 1.5 Watt LED
Controls	Feather Touch
Installation Mode	Ducting
Warranty	5 Years

NEW



### GL-HC-104-90

Size	90 cm
Finish	Black Glass, Premium Elegant Design
Filter	Filterless
Air Flow Capacity	1,300 m <sup>3</sup> /h
Lights	1 x 1.5 Watt LED Strip
Controls	Hand Sensor & Feather Touch
Installation Mode	Ducting
Warranty	5 Years

## PERIMETER EXTRACTION



### 615-Island

Size	90 cm
Finish	SS cum PMMA
Filter	Perimeter Extraction with Aluminium Cassette (Outer Layer SS with SS Lock)
Air Flow Capacity	1,050 m <sup>3</sup> /h
Lights	2 x 4 Watt Strip LED
Controls	Front & Back Electronic Touch
Installation Mode	Ducting
Warranty	5 Years



### 615

Size	75/90 cm
Finish	SS cum PMMA
Filter	Perimeter Extraction with Aluminium Cassette (Outer Layer SS with SS Lock)
Air Flow Capacity	1,050 m <sup>3</sup> /h
Lights	2 x 4 Watt Strip LED
Controls	Electronic Touch
Installation Mode	Ducting
Warranty	5 Years

## CASSETTE FILTER



### GS-TP-L

Size	60/90 cm
Finish	Stainless Steel/PMMA
Filter	Aluminium Cassette (Outer Layer SS with SS Lock)
Air Flow Capacity	1,050 m <sup>3</sup> /h
Lights	2 x 2 Watt LED Light
Controls	Electronic Touch Control with Digital Display & Remote
Delay Switch Off Timer	Up to 60 Minutes
Installation Mode	Ducting/Recirculating*
Warranty	5 Years



### GL-14T

Size	60/90 cm
Finish	Glass/Stainless Steel
Filter	Aluminium Cassette (Outer Layer SS with SS Lock)
Air Flow Capacity	1,050 m <sup>3</sup> /h
Lights	2 x 2 Watt LED
Delay Switch Off Timer	Up to 60 Minutes
Controls	Electronic Touch with Digital Display
Installation Mode	Ducting/Recirculating*
Warranty	5 Years



### GL-15EP

Size	59.8 cm
Finish	Glass/Stainless Steel
Filter	Aluminium Cassette (Outer Layer SS with SS Lock)
Air Flow Capacity	960 m <sup>3</sup> /h
Lights	2 x 2 Watt LED
Controls	Electronic Back Illuminated Soft Push Buttons
Installation Mode	Ducting/Recirculating*
Warranty	5 Years

## BAFFLE FILTER



### N6P BFBK/BFSS

Size	59.5 cm
Finish	Black/Stainless Steel
Filter	Baffle Filter
Air Flow Capacity	570 m <sup>3</sup> /h
Lights	2 x 40 Watt Incandescent
Controls	Push Button
Installation Mode	Ducting/Recirculating*
Warranty	5 Years



### EPT-BF-BL

Size	59.5/89.7 cm
Finish	Black
Filter	Baffle Filter
Air Flow Capacity	960 m <sup>3</sup> /h
Lights	2 x 2 Watt LED
Controls	Electronic Back Illuminated Soft Push Button
Installation Mode	Ducting
Warranty	5 Years



### OLIM BF60/BF60 Plus

Size	59.9 cm
Finish	Stainless Steel cum PMMA
Filter	Baffle Filter
Air Flow Capacity	850/960 m <sup>3</sup> /h
Lights	2 x 40 Watt Incandescent
Controls	Push Button
Installation Mode	Ducting/Recirculating*
Warranty	5 Years



LED Lighting



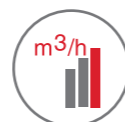
Easy Clean



Hand Sensor



Remote Operated



3 Speed Motor



Aluminium Filters



Filterless Chimney



Baffle Filter



Auto Clean



Curve Glass

\*Optional on chargeable basis. Recirculation not possible in Super models. Feature available in select models.



# Built-in Hobs




## BRASS RANGE




<b>90-GCI5B</b>	Tempered Black Glass
Finish	5 Burners, Highly Efficient Brass Burners, Bevelled Edges-Glass & Grids, Unique Burner Combinations, Built for Convenience, Multi Flame Control in Dual Burners
Features	Cast Iron
Grid Type	900 x 520 mm (W x L)
Size	



<b>78-GCI3B</b>	Tempered Black Glass
Finish	3 Burners, Highly Efficient Brass Burners, Bevelled Edges-Glass & Grids, Unique Burner Combinations, Built for Convenience, Multi Flame Control in Dual Burners
Features	Cast Iron
Grid Type	780 x 520 mm (W x L)
Size	



<b>60-GCI3B</b>	Tempered Black Glass
Finish	3 Burners, Highly Efficient Brass Burners, Bevelled Edges-Glass & Grids, Unique Burner Combinations, Built for Convenience, Multi Flame Control in Dual Burners
Features	Cast Iron
Grid Type	600 x 520 mm (W x L)
Size	



<b>60-02-GCI4B</b>	Tempered Black Glass
Finish	4 Burners, Highly Efficient Brass Burners, Bevelled Edges-Glass & Grids, Unique Burner Combinations, Built for Convenience
Features	Cast Iron
Grid Type	600 x 520 mm (W x L)
Size	

## EUROPEAN RANGE



<b>891C-TR-BG</b>	Tempered Black Glass
Finish	5 Burners, Electric Under Knob Ignition, Single Hand Operation, 1 (3.8 kW) Triple Ring Burner, 1 (1.0 kW) Small Burner, 1 (2.5 kW) Mini Triple Burner, 2 (1.75 kW) Medium Burners, Front Controls
Features	Cast Iron
Grid Type	860 x 510 mm (W x L)
Size	



<b>771C-LMTR-BG</b>	Tempered Black Glass
Finish	3 Burners, Electric Under Knob Ignition, Single Hand Operation, 1 (3.8 kW) Triple Ring Burner, 1 (2.5 kW) Mini Triple Burner, 1 (1.75 kW) Medium Burner, Front Controls
Features	Cast Iron
Grid Type	770 x 510 mm (W x L)
Size	




<b>436C-TR-BG</b>	Tempered Black Glass
Finish	4 Burners, Electric Under Knob Ignition, Single Hand Operation, 1 (3.8 kW) Triple Ring Burner, 1 (1.0 kW) Small Burner, 2 (1.75 kW) Medium Burners, Front Controls
Features	Cast Iron
Grid Type	590 x 510 mm (W x L)
Size	




<b>414C-TR-S</b>	Stainless Steel
Finish	4 Burners, Electric Under Knob Ignition, Single Hand Operation, 1 (3.8 kW) Triple Ring Burner, 1 (1.0 kW) Small Burner, 2 (1.75 kW) Medium Burners, Front Controls
Features	Cast Iron
Grid Type	580 x 500 mm (W x L)
Size	



<b>60-04-GCI4B</b>	Tempered Black Glass
Finish	4 Burners, Highly Efficient Brass Burners, Bevelled Edges-Glass & Grids, Unique Burner Combinations, Built for Convenience, Multi Flame Control in Dual Burners
Features	Cast Iron
Grid Type	600 x 520 mm (W x L)
Size	



<b>60-GCI4B-FFD</b>	Tempered Black Glass
Finish	4 Burners, Highly Efficient Brass Burners, Bevelled Edges-Glass & Grids, Unique Burner Combinations, Built for Convenience, Flame Failure Safety Device (FFD)
Features	Cast Iron
Grid Type	600 x 520 mm (W x L)
Size	



<b>FB-60-01-GCI4B-FFD</b>	Tempered Black Glass
Finish	4 Burners, Highly Efficient Brass Burners, Bevelled Edges-Glass & Grids, Unique Burner Combinations, Built for Convenience, Flame Failure Safety Device (FFD)
Features	Cast Iron
Grid Type	600 x 520 mm (W x L)
Size	



Ignition Single Handed



Knob



Cast Iron Grid



Matching Lifestyle



<b>603E-LTR-BG</b>	Tempered Black Glass
Finish	3 Burners, Electric Under Knob Ignition, Single Hand Operation, 1 (3.8 kW) Triple Ring Burner, 1 (1.0 kW) Small Burner, 1 (1.75 kW) Medium Burner, Front Controls
Features	Enamelled
Grid Type	600 x 510 mm (W x L)
Size	



<b>604E-LTR-BG</b>	Tempered Black Glass
Finish	4 Burners, Electric Under Knob Ignition, Single Hand Operation, 1 (3.8 kW) Triple Ring Burner, 1 (1.0 kW) Small Burner, 2 (1.75 kW) Medium Burners, Front Controls
Features	Enamelled
Grid Type	600 x 510 mm (W x L)
Size	



<b>805C-TR-BG</b>	Tempered Black Glass
Finish	5 Burners, Electric Under Knob Ignition, Single Hand Operation, 1 (3.8 kW) Triple Ring Burner, 1 (2.5 kW) Triple Ring Burner, 2 (1.75 kW) Medium Burners, 1 (1 kW) Small Burner, Front Controls
Features	Cast Iron
Grid Type	860 x 500 mm (W x L)
Size	



Optimum Performance



Easy Conversion



Effortless Control



Sturdy Design



## Built-in Ovens



## Built-in Microwave Oven



### 34BIC1

Features	Multi-stage Cooking, 8 Auto Cook Menus, Child Lock, Express Cooking, 2 Combi Tech (Grill + Microwave), 4 Combi Tech (Convection + Microwave), Defrost, 10 Temperature Levels, 5 Power Levels
Capacity	34 Ltrs
Type	Built-in
Cavity	Stainless Steel
Cavity in Cabinet	381 x 560 x 560 mm (H x W x D)
Warranty	1 Year



<b>IFB 656 MTC/E-RCT</b>	
Size	60 cm
Capacity	58 Ltr
Control	Mechanical
Class	Energy Class A
Features	7 Programs, PIP0 Knobs (Push In Push Out), Side Rack in Chrome (Removable), Easy to Clean Enamelled Cavity, Rotisserie, Convection, Ring Heater, 2 Grids, One Drip Pan, Metal Handle, Oven Light, Cooling Fan, Triple Glass Door with Easy to Remove Inner Glass



<b>IFB 656 ETC/E-RCT</b>	
Size	60 cm
Capacity	58 Ltr
Control	Mechanical Plus Digital Timer/Thermostat
Class	Energy Class A
Features	11 Programs, Decorative Knob, Side Rack in Chrome (Removable), Easy to Clean Enamelled Cavity, Rotisserie, Convection, Ring Heater, 2 Grids, One Drip Pan, Metal Handle, Oven Light, Cooling Fan, Triple Glass Door with Easy to Remove Inner Glass, Digital Timer & Digital Thermostat



<b>IFB 656 FTC/E-RCT</b>	
Size	60 cm
Capacity	58 Ltr
Control	Full Touch
Class	Energy Class A
Features	13 Programs, Full Touch Control, Meat Probe Function, Side Rack in Chrome (Removable), Easy to Clean Enamelled Cavity, Rotisserie, Convection, Ring Heater, 2 Grids, 2 Drip Pans, Metal Handle, Oven Light, Cooling Fan, Triple Glass Door with Easy to Remove Inner Glass



Multi-Stage Cooking



Child Lock



Express Cooking



5 Power Levels



Combi Tech

## Built-in Dishwasher



### Neptune BI

Control	Electronic
Capacity	12 Place Settings
Programs	9 Programs—Pre Wash, ECO 50°C, Quick 30–40°C, Auto Delicate 30–50°C, Auto Normal 50–60°C, Auto Intensive 60–70°C, Hygiene 60°C, 55–60°C, Extra Hygiene 70°C (Pre Wash + Hygiene 60°C)
Features	Plastic Basket Handles, Bottle Holder, Wine Stem Support, Top Nozzle, Metal Filter, Multi Functional Kit, Turbidity Sensor, Overflow & Leakage Protection, Drying System, Child Lock, Delay Start
User Friendly Indications	Start/Pause, Delay Timer Button, Delay Start, Half Load Button (With 3 Options), Remaining Time, Rinse Aid Indicator, Salt Indicator, Child Lock, Washing Cycle Indicators
Space Utility	Mesh Type Upper Basket, 2 Mug Shelves, Adjustable Upper Basket when Loaded, 4 Foldable Racks on Lower Basket, Removable Cutlery Basket
Fitment Dimensions	820 x 600 x 600 (H x W x D) mm



Fast Pre-heating



Turbo Heater & Fan



Energy Rating A



Easy Clean Interior



Side Ladder



Super Grill



Triple Front Glass



Tangential Ventilation



Rotisserie



Pizza Function



Auto Intensive 60–70



Child Lock



Delay Start



Extra Hygiene 70°C



Adjustable Upper Basket

OVER **6 MILLION** SATISFIED CUSTOMERS



www.ifb.co.in | October 2020

**Shop 24x7** @ [www.ifbappliances.com](http://www.ifbappliances.com) | Email [customerservice@ifbglobal.com](mailto:customerservice@ifbglobal.com) | Call 1860 2085678 or 1860 4255678



[www.facebook.com/IFBappliances](https://www.facebook.com/IFBappliances)



[twitter.com/IFBAppliances](https://twitter.com/IFBAppliances)



[www.instagram.com/ifbappliances/](https://www.instagram.com/ifbappliances/)



[www.youtube.com/ifbappliances](https://www.youtube.com/ifbappliances)

